

PATCH PLACEMENT OPTIONS



AM

USE
12 HOURS
DURING
THE DAY



AM
OR
PM

USE
12 HOURS

PM

USE
12 HOURS
DURING
THE NIGHT

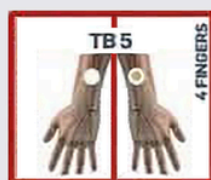
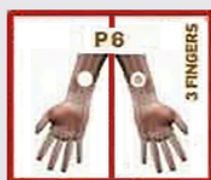
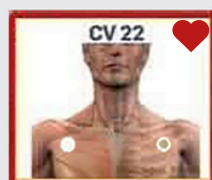
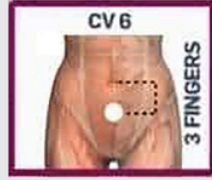
X39
Master Cells & GHK Copper Peptide*

X49
Master Cells & AHK Copper Peptide

SP6
Cravings & Hormones

GLUTATHIONE
Immune System

ENERGY ENHANCER
Energy & Performance

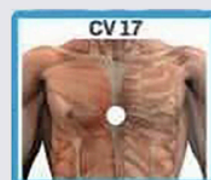


ICEWAVE
Nervous System & Inflammation*

AEON
Nervous System & Inflammation*


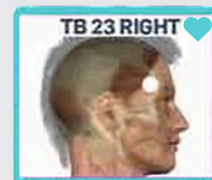
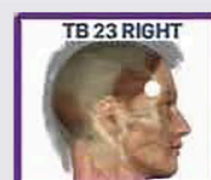

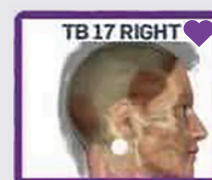
CARNOSINE
Strength & Flexibility

IceWave - FAST PAIN RELIEF*
Check out [RevitalizeByLight.com/PatchOverview](https://www.RevitalizeByLight.com/PatchOverview) for an in-depth placement guide



SILENT NIGHTS
Quality Of Sleep

ALAVIDA
Collagen & Hormones



Statements not evaluated by FDA. LifeWave products not intended to treat, cure, or prevent disease or illness.

Notes:

For best results, drink 8 glasses (64 oz) of water per day
If possible, with a sprinkle of Celtic sea salt or a squeeze of lemon for optimal hydration

♥ **Suggested placement** based on clinical trails

* Can be placed on **area of concern**

Check out [RevitalizeByLight.com](https://www.RevitalizeByLight.com) for more info